

KAISER CHIEFS 20 YEARS OF EMPLOYMENT AT TEMPLE NEWSAM ACCESS GUIDE

Hello, thank you for joining us for what will be an incredible day of live music celebrating 20 years of Employment by Kaiser Chiefs.

Please take the time to read this guide before your visit. Please also send this to your PA or anyone that is accompanying you to the event so they have all the information they need for the day.

Ticket Information


You should have received your entry tickets for the event by now. If you haven't received anything or something is wrong – please contact your ticket retailer directly.

If you have been issued a PA pass, this should now have also been sent to you.

Arrival + Wristband Collection

The email confirmation you received when we confirmed your access requirements should contain a check in number for you to give to our access staff upon arrival – this will allow the team to check you in and wristband you efficiently. You will be issued with the wristbands / PA lanyard as per what has been approved on your application. Once you have arrived, please head straight to the Accessible Entrance which is highlighted on the map further down in this document.

For customers who have been issued a PA ticket and purchased either a wheelchair viewing platform ticket or ambulant viewing platform ticket – Your PA's will be issued their standard entry wristband this year, alongside a PA lanyard. This is to allow for access customers to change PA throughout the day should they wish. Please note, the lanyard is your PA's responsibility, and



should they lose it or be caught using it inappropriately (ie attempting to get extra people on to the platform) you may be asked to leave the site.

Only customers (and their PA's) that have been issued platform access (either ambulant or wheelchair) will be permitted into the platform compounds, this includes access to the facilities at the platforms. This is to ensure that the facilities within the compounds do not get overwhelmed. This does not include access to use the changing unit (Mobiloo) we have onsite – this is located at the large Accessible Viewing Platform next to the bar.

If you have been issued a facilities only wristband, there are access toilets in their own security guarded compound at each standard toilet block as well as at the Information Point for your use.

Access Parking Pass / Pick up + Drop Off Pass


If you have requested a parking / pick up and drop off pass these are being dispatched via See Tickets. If your pass hasn't arrived by Monday 19th May please let us know on access@futuresoundgroup.com

Please ensure that you bring your pass with you on the day and that it is visible on your dashboard upon arrival for security to check.

If someone is picking you up / dropping you off please make sure they remember to bring the pass with them when they pick you up later in the evening. For any customers wishing to have a taxi collect them, please ask your driver to follow the event signage for the accessible pick-up and drop-off point.

Viewing Platforms

The capacity for the platforms has been strictly monitored but the space is still at a first come first served basis. There are no reserved seats on any platform and it is prohibited for customers to use personal belongings to reserve seats for others.



Please note unless prearranged and in exceptional circumstances only (which we will have already pre-agreed via email) we will only allow one companion per viewing platform user. This is to make sure we can provide facilities for as many customers who need them as possible.

As mentioned earlier, PA's who are accompanying customers who have platform access will now be issued a lanyard so you can change who accompanies you on the platforms throughout the day should you wish. Please do not try to use the lanyards to try and grant access to the viewing platforms for multiple people. The access and security teams will be present on the platforms and if you are found on the platform without the correct wristbands or lanyard you will be asked to leave.

Please be mindful of those around you when using the single level platform.


The event has a positive attitude to people with invisible disabilities and as such we are working to ensure that facilities are available to anyone who might need them. All customers are approved on a case by case basis and documentation must be provided for the Access Team to review. Please do not pass judgement on other customers who may have different requirements than yourself.

There will be dedicated members of our Access team situated at both of the platforms alongside security. Please make them aware if you have any issues or queries on the day. The team will be easy to spot as they will be wearing Yellow staff t-shirt.

Standing Accessible Tickets

If you have purchased a GENERAL ADMISSION ACCESSIBLE TICKET - Please note this ticket is fully standing within the general admission area and does not include any seated access. No camping chairs are permitted to be brought into the event.

Bringing Medicine / Food Onsite



You will be able to bring medicines into the site and any food you might need for medical reasons, please make security aware before they carry out their searches on the way in. Security may ask for medics to attend for a second opinion on medication/food etc. before it is allowed inside. This is completely routine, and you should not feel alarmed.

We ask for only the amount of medicine needed for the duration of the event to be brought in.

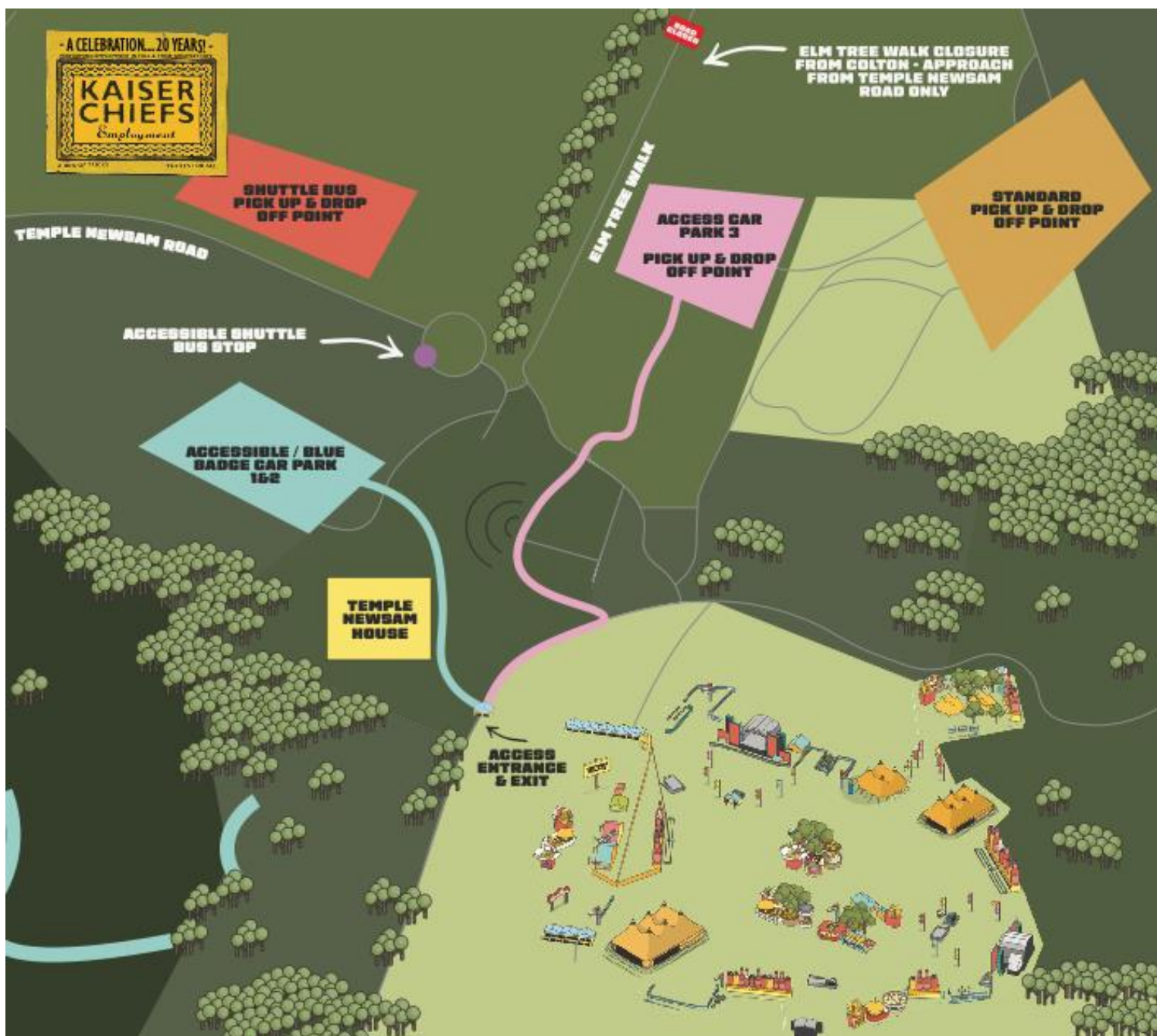
Parking / Arrival Information / Wristband Collection

This map can also be viewed [here](#) (high res)

TEMPLE NEWSAM
PARK
LEEDS




SATURDAY 31ST
MAY 2025



Please follow the instructions on your pick-up + drop off / parking pass ONLY.

Please approach the site using TEMPLE NEWSAM ROAD where stewards will direct you to the accessible parking area which is on hard-standing concrete as this is in the existing car parks at the rear of the Estate House.

From here tarmac drives provide access to the event site at which point the rest of the site is on grass. **Please note – ELM TREE WALK will be CLOSED for the**



duration of the event so do not try to gain access to the event this way – Use TEMPLE NEWSAM ROAD ONLY

The blue badge / access car park and the standard car park will both open at 1pm.

Please note that the pick-up and drop-off area for accessible customers is separate from the accessible car park. Please follow the arrival instructions for the car park and then when you are near the event there will be signs for Access Car Park 3 which is where the pick-up and drop-off is located.

If you have booked a **standard** car park ticket these will be emailed to you. Please follow the arrival instructions on the pass.

Once you have arrived, please head to the accessible entrance and our Access team will scan your tickets, issue you your wristband and then check your details on the system for your requirements then issue your PA wristband / facilities wristbands.

Onsite Terrain

Mainly level with undulations and a slope to the rear of the stage - as previously mentioned - the whole site is on grass.


As with any grassy terrains it can have its challenges in adverse weather so, please plan accordingly for your visit. Should you have any mobility issues whilst on site please let security know and they will do their best to assist you.

Assistance Dogs

Assistance dogs are welcomed on site.

Strobe Lighting

Strobe lighting will be used on all stages across the site



Accessible Toilets

There will be accessible toilets at all main toilet blocks, there will also be located at every accessible viewing platform and the info point. There will be a mixture of accessible toilets and standard toilets at each platform.

We also have a changing places unit (Mobiloo) onsite – this is located at the large accessible viewing platform near the large bar. If you have a facilities only wristband you can still access the Changing Places Unit

Bars

There will be a lowered serving counter at each main bar across the festival site. These can be easily spotted by the wheelchair symbol which will be above the serving point.

Onsite Food and Merchandise


There will be various catering outlets at each site that aim to cater to a wide range of dietary requirements. If you have any serious allergies, you are welcome to bring food along with you as we cannot guarantee cross contamination free preparation zones for all traders.

All traders will be aware of the accessibility wristbands / PA lanyards that have been issued and there will be a queue jump system in place for those who need it. There will also be customer facing signage stating this so those around you are aware of the situation.

There will be an access queue at the merch stands.

Onsite Issues and Assistance

If you come into any difficulties during your visit to the event then please speak to a security **supervisor**, Access team member (located at every viewing platform in Yellow staff t-shirts) or go to the information point on site who will



be able to assist you. When reporting any instances that involve members of staff, please try and note what colour their hi-vis was, any identifying staff number and the location that they were deployed.

The staff at the info points and viewing platforms are the lovely team that have been running all access correspondence this year so they will be able to assist with any questions or issues you may be having.

Exiting the Event

Please exit via the same Accessible entrance that you used when you arrived, you can then either turn left to go down to the public car park, or turn right for the access car park / pick up and drop off, shuttle buses, national coaches and taxis / Ubers.


Please be patient when exiting the festival, whilst all the necessary precautions and procedures are safely in place to ensure everyone can get to and from the festival safely.

If you are going to the accessible pick-Up and drop-off / access parking 3 area after the event, please note you will be able to exit via the access entrance / exit and then follow the light pink route and go between the amphitheater and Temple Newsam Park Café.

Shuttle Buses

There is an accessible shuttle bus stop on the roundabout (this is labeled on the map further up in this guide) Please queue here for a shuttle bus to go back into Leeds City Centre. There will be a member of the Big Green Coach there to assist you should you need it.

PA's are permitted to travel on the shuttle bus service free of charge.



All other information regarding the festival can be found at <https://www.futuresoundgroup.com/kaiser-chiefs-temple-newsam>

If you have any questions, please email us on access@futuresoundgroup.com